

# Nursery, School and Uniformed Groups Visit Promotional Pack

**360**

**"Edutainment"**  
promoting children's health, happiness and development through play

designed to engage your child's mind and body while exploring new ideas and environments, encouraging them to play as children should and you can play too!

## Physical Play



Physical play is vital for healthy growth, promoting fitness and coordination by exploring physical limits. It aids development of motor skills, strength, and flexibility, laying a foundation for an active lifestyle. Activities like climbing, running, and jumping are essential for building these skills in children.

## Role Play



Role play is crucial for children's development. By imagining scenarios like being a chef or doctor, children boost creativity, enhance social skills, and understand different perspectives. This type of play supports cognitive and emotional growth, making it an essential part of early learning.



**Young Futures**

## Skills Play



Skills play is essential for children's development, enhancing social and behavioural aspects. It builds self-esteem, confidence, and leadership skills, supporting future growth. This type of play also promotes fine motor skills and cognitive abilities, making it a vital part of early childhood education.

## Outdoor Play



Outdoor play provides fresh air and nature experiences, promoting a healthy lifestyle and environmental connection. It stimulates creativity, fosters teamwork, communication, and conflict resolution. Engaging with peers helps develop independence and confidence as children explore and take risks, making outdoor play essential for holistic development.

## Water Play



Water play fosters cognitive development and enhances physical skills in children. It teaches mathematics and science concepts, promotes social learning and cooperation, and enriches language experiences. This can be achieved through independent play or parent-led activities, making it a valuable tool for holistic child development.

## Creative Play



Creative and sensory play art and craft activities let children express themselves and explore their artistic talents. They encourage experimentation and exploration. Using materials like sand, water and paint helps children understand different textures and substances, enhancing their sensory experiences and creativity.

Growing young futures since 2009

**360**



the active place to play



# Nursery, School and Uniformed Groups Visit Promotional Pack

## This Pack Contains

### About 360 Play

Why choose to host your outing with us?  
Our attractions  
360 Play's Edutainment Programme

### Group Booking Guide

Pricing  
Booking Process  
Teacher Tips

### Safety Information

Twizzle and Twirl's Rules of Play  
Risk Assessment

### Pre-Arrival Information

Pre-Arrival Checklist  
Emergency Information  
Contact Information



the active place to play

# About 360 Play

## Why choose us?

**360 Play is the UK's leading Family Entertainment Centres.**

At 360 Play, we provide an exceptional environment where play, learning, and development are seamlessly combined. Our facilities have been carefully designed to support children's growth across multiple areas of learning, while offering educators a safe, structured, and enriching venue for group visits.

### Purposeful Learning Through Play

360 Play is founded on the principle that children learn best through exploration and discovery. Every activity encourages the development of key skills, including communication, problem-solving, creativity, and physical coordination. Our play experiences promote both individual growth and cooperative learning within a stimulating environment.



### Immersive Role Play Environments

Our 360 Street role play zones allow children to engage in realistic, hands-on experiences - from running a pizza parlour to caring for animals or fixing cars. These immersive spaces encourage imaginative thinking while supporting curriculum-linked learning in literacy, numeracy, and personal, social, and emotional development.

### Inclusive and Active Experiences

We are committed to providing inclusive play for all children. Our facilities are designed to ensure accessibility and engagement for a wide range of abilities and age groups, offering a balanced mix of physical challenge, creative expression, and social interaction.



the active place to play

# About 360 Play

## Why choose us?

### Safe and Organised for Educational Visits

Safety is central to everything we do. Each centre operates under strict safeguarding, supervision, and hygiene standards. Defined play zones, clear visibility, and experienced staff ensure that group leaders can confidently manage their visit with ease and peace of mind.



### All-weather, Year-Round Venues

Our centres offer reliable, weather-proof experiences throughout the year. This consistency allows schools and groups to plan confidently, regardless of the season.

During the summer months, our centres benefit from large outdoor play areas to compliment our indoor play areas.

Please note: there is no outdoor play areas at Redditch or Farnborough



### Curriculum Integration

A visit to 360 Play complements Early Years and Primary curricula by providing meaningful links to Communication and Language, Physical Development, Understanding the World, and Personal, Social and Emotional Development. Teachers can use the experience to enhance classroom learning through real-world context and reflection.



### Professional Group Booking Support

Our dedicated group booking team provides comprehensive assistance from initial enquiry through to departure. We ensure that every visit is well-organised, educationally valuable, and tailored to the specific needs of each group.



the active place to play

# About 360 Play

## Our Attractions

Our centres offer a wide variety of engaging activities designed to entertain, educate, and inspire children of all ages in a secure environment.

Our **Main Play Frame** is ideal for children aged 4 to 12 years old. It features an exciting giant slide, aerial gliders, monkey bars, a stage area, and so much more, encouraging active play and exploration.

For younger children, the **Toddler Play Frame** is specifically created to build confidence. It includes a ball pit, a small frame, and a gentle slide, offering a fun and safe space to grow and play.

The **Baby Area** is perfect for our youngest visitors. Designed to be both relaxing and stimulating, this area supports visual development with light tubes and mirrors. It also includes soft shapes and slides for babies who are beginning to crawl. Baby Areas are only available at Stevenage, Farnborough and Rushden Lakes.

When the sun is shining, our **Outdoor Area** offers even more fun. Children can enjoy a large sandpit, an outdoor playframe, several playhouses, and a track where they can race around on trikes. There is no outdoor play areas at Farnborough or Redditch.

**360 Street** is a life-sized interactive street that families can explore together. Children can care for animals at the Vets, pick groceries in the Supermarket, cook and serve pizza at Luigi's and more. Inside these shops, you will find our specially designed Parent Prompts, which encourage interaction, support learning, and help develop life skills while having fun.

**Messy Play** is another favourite, giving children the chance to paint, glue, and craft their own creative masterpieces. Our sensory and tuff trays are available daily and offer wonderful developmental benefits for younger children.



# About 360 Play

## Edutainment Programme

At 360 Play, we are all about Edutainment - "promoting children's health, happiness and development through play".



Our Edutainment Programme is built around our 360 Play Young Futures wheel of play linking every activity to key areas of development - Physical, Creative, Role Play, Water Play, Skills Play and Outdoor Play. Each zone inspires imagination, problem-solving, and teamwork, supporting EYFS and Primary learning goals through purposeful, hands-on play that blends fun with real educational value.



the active place to play

# Group Booking Guide

## Important Information

### What is Included in a Group Booking:

- The use of all 360 attractions
- Reserved entry and fast check in
- Discounted group rates
- One Free adult per child
- Designated Seating Area
- Wristbands for group identification

### Food and Drink Information

We are happy to cater for your Group Visits.  
Choose from hot children's meal at £4.85 per child  
or opt for a cold food snack pack at £5.50 per child.

We are also happy to arrange for you to bring packed lunches into our centre. We ask that packed lunches are only consumed in your designated area.

### Supervisory Ratios:

We recommend the following adult-to-child ratios in our centre:

- Pre-School: 1 adult per 8 children
- Key Stage 1: 1 adult per 10 children
- Key Stage 2: 1 adult per 15 children

All supervising adults must remain on site at all times.



the active place to play

# Group Booking Guide

## Pricing

### What is Included in a Group Booking:

The use of all 360 attractions  
Reserved entry and fast check in  
Discounted group rates  
One Free adult per child  
Designated Seating Area  
Wristbands for group identification

*Milton Keynes, Stevenage, Leicester, Basildon,  
Farnborough, Rushden Lakes*

### Session Prices (Monday to Friday term time):

Groups up to 20 children: £9.95 per child  
Groups over 20 children: £7.95 per child  
1 adult ticket free per child  
Additional Adults: £3.95 each

### Session Prices (Weekends and School Holidays):

Children: £9.95 per child  
1 adult ticket free per child  
Additional Adults: £3.95 each

### *Redditch*

### Session Prices (Monday to Friday term time):

Groups up to 20 children: £7.95 per child  
Groups over 20 children: £5.50 per child  
1 adult ticket free per child  
Additional Adults: £3.95 each

### Session Prices (Weekends and School Holidays):

Children: £7.95 per child  
1 adult ticket free per child  
Additional Adults: £3.95 each

Group Visit pricing is only available to nurseries, schools and recognised uniformed groups (e.g. girlguiding, scouts, sports and extracurricular clubs, etc.). There are not available to large groups of friends and/or families.



the active place to play

# Group Booking Guide

## Booking Process

### Initial Enquiry:

For all booking and availability enquiries, please contact Kailey at

[bookings@dpleasure.co.uk](mailto:bookings@dpleasure.co.uk)

and include your desired visit date and time as well as the approximate numbers of children/adults attending.

### After you've booked:

Once you have booked one of our group visits, all general communications and invoicing will come from Kailey. If you have any follow up queries or questions, you can reach her at:

[bookings@dpleasure.co.uk](mailto:bookings@dpleasure.co.uk)

**Final numbers** for your group booking will need to be provided at least 2 weeks ahead of you booking.

**Your Final Balance** will be due 1 week before your group visit and will be payable to the details provided on your invoice.

### Edutainment Resources:

Shortly after we have received your initial booking, you will be contacted by our Educational Officer, Jo, who will provide you with the following documents:

Welcome Pack

Edutainment Programme Resources (Teachers Tips)



the active place to play

# Group Booking Guide

## Teachers Tips

To complement every group visit, 360 Play provides a comprehensive suite of teacher resources and activity guidance designed to enrich the learning experience before, during, and after your trip. Our materials are thoughtfully developed to align with EYFS and KS1 Primary curriculum areas, supporting meaningful learning through play.

### Pre-Visit Activities

Our pre-visit activities help build anticipation and introduce key themes ahead of your visit. These sessions engage children in discussion and curiosity about the world around them, setting the scene for what they will explore at 360 Play. Whether learning about teamwork, imaginative play, or the world of work, these activities encourage excitement and purposeful learning from the outset.

### On-Site Teacher Tips and Guided Activities

During the visit, our Teacher Tip Cards and Parent Prompts support educators in guiding children through each zone of the centre. These optional ideas help teachers extend play into learning moments - from encouraging language development in role play areas to supporting creative development in Messy Play and also increased engagement in the Playframes. The resources ensure that both independent exploration and adult-led learning are effectively balanced throughout the visit.

### Post-Visit Classroom Follow-Up

Following your visit, our post-visit activity packs help consolidate and extend what children have experienced at 360 Play. These classroom-ready materials include creative tasks, reflection exercises, and cross-curricular links to literacy, mathematics, and understanding the world. They allow teachers to reinforce key learning outcomes while keeping the spirit of play alive back at school.

### Flexible and Thematic Approach

All of our resources are designed to be flexible and adaptable. Teachers can select individual activities that complement their curriculum focus or follow a complete themed programme that takes pupils on a full learning journey - from initial curiosity to real-world application.

# Group Booking Guide

## Teachers Tips

EYFS  
Activity

PRE-VISIT ACTIVITY

KS1  
Activity

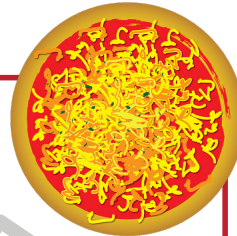
### Luigi's Pizza

#### Pizza Class Discussion

Encourage children to talk, listen and share ideas through a familiar theme - Pizza!

##### Introducing the topic

- Who likes Pizza?
- What's your favourite kind of Pizza?
- Have you ever made Pizza before?



##### EYFS LINKS



Communication and Language: Listening and responding to others.



Personal, Social and Emotional Development: Expressing preferences and opinions.

##### Exploring the ingredients and process

- What do we need to make a Pizza?
- Where do the ingredients come from?
- Why do we cook the Pizza?

##### EYFS LINKS

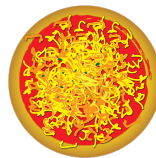



Understanding the World: Learning where food comes from and how it changes.



Literacy: Using new vocabulary - "ingredients", "bake", "dough", "toppings".

**DID YOU KNOW?**  
Mozzarella cheese comes from the milk of Water Buffalo



the active place to play



the active place to play

# Group Booking Guide

## Teachers Tips

EYFS  
Activity






CENTRE ACTIVITY

### Luigi's Perfect Pizza

Welcome to Luigi's! Who is ready to be a chef?




Encourage children to communicate, collaborate, and explore mathematical and creative concepts while role-playing in a Pizza Parlour.

#### EYFS Links

-  **Communication and Language:**  
Describing toppings and taking orders.
-  **Personal, Social and Emotional Development:**  
Teamwork, Taking Turns and Sharing.
-  **Mathematics:**  
Counting toppings, discussing halves and quarters.
-  **Literacy:**  
Reading Menus and Pizza Names.
-  **Expressive Arts and Design:**  
Designing Pizzas and using my imagination.

#### Teacher Tips

Pop on your Chef's Apron and help us make our Pizzas!

-  **Prep our Pizzas:** Can you help your children name the ingredients.
-  **Place and Order:** What toppings will you add? Use the till to create your Pizza order.
-  **Bake and Serve:** Let's put our Pizza's in the oven. Slice your Pizza and serve to your friends.

**Reflect:** What new words did you learn?

#### Key Vocabulary

Pizza - Dough - Knead - Slice - Bake - Toppings - Ingredients



# Group Booking Guide


## Teachers Tips

EYFS  
Activity

POST-VISIT ACTIVITY

### Luigi's Pizza Parlour

Design your own Pizza



#### Take about it

Describe what you have put on your Pizza.

What is your favourite Pizza topping?



# Group Booking Guide

## Teachers Tips

POST-VISIT ACTIVITY

KS1  
Activity

### Pizza Fractions

#### Learning about Halves

Luigi cut his pizza in half!  
That means it's split into two equal parts.



1. Colour half the pizza red

2. How many halves make a whole Pizza?  
.....



4. If Luigi shares his Pizza with one friend, how many pieces do they get each?  
.....

3. If one half has 7 pepperoni slices, how many are on the whole Pizza?  
.....

5. If Luigi eats half a Pizza and Mia eats half a Pizza, how much Pizza have they eaten together?  
.....

# Safety Information

## Rules of Play

### Welcome Twizzle and Twirl's safety guide

We'd like you to play safely and respect others so please follow the rules of play:

Socks must be worn at all times by adults and children.

Children are advised to wear long trousers and long-sleeved shirts at all times on the play equipment to minimise risk of injury. No shoes may be worn on the play structure.

No sharp or metal items are to be worn in the playframe. Jewellery is worn at your own risk and guests wearing glasses should take particular care.

Fighting, bullying, disruptive, destructive or anti-social behaviour will not be tolerated under any circumstances, and you may be asked to leave.

Guests must follow the equipment guidelines and age recommendations in place for the safety and enjoyment of all. No climbing on the external play structure, furniture, barriers or netted walls.

No food or drink items are allowed on any of the play equipment – Food and drink must be consumed at tables in the centre.

Guests must follow the instructions given by 360 Play staff.



Twirl



Twizzle



[www.360play.co.uk](http://www.360play.co.uk)

We pride ourselves on maintaining a safe environment for families, children and groups to enjoy. All of our centres include the following facilities and safety features for your piece of mind:

- Fully trained first aiders on-site at all times
- CCTV monitoring
- Emergency exits and fire alarm systems
- Age-Appropriate areas with clear signs and frequent monitoring
- Clear Signage and Hazard Markers
- Public Liability Insurance
- Controlled entrance and exit gates with constant supervision



the active place to play

# Safety Information

## Risk Assessment

We have started your risk assessment of our centre for your group visit. We do encourage all visiting groups to arrange a visit to our centre ahead of your visit to complete the following risk assessment to your group's needs and risk factors.

Hazard	Risk	Control Measures
Slips, Trips and Falls.	Minor Injuries, Twisted Ankles.	Non-slip flooring, signage, staff supervision.
Lost Children	Emotional Distress	Wristbands, Supervised zones, designated meet points.
Equipment misuse	Injury	Staff monitoring, clear instructions, age restrictions.
Food Allergies	Allergic Reaction	Allergy information, Labelled food, Restriction on external food, Designated Area for External Food.
Emergency Evacuation	Panic, injury	Regular practice drills, trained staff, clear exit signs.
Inappropriate Behaviour	Distress to others	Staff Intervention, Group Leader Contact.



the active place to play

# Pre-Arrival Information

## Emergency Information

### Milton Keynes:

Roebuck Way  
Knowhill, Milton Keynes  
MK5 8HL  
Contact Number: 01908 308360

First Aid Kits: Located at reception  
Defibulator: Located in Managers Office  
Assembly Point: Main Carpark

### Stevenage:

Unit 6, Six Hills Way  
Stevenage Leisure Park  
SG1 2UA  
Contact Number: 01438 365744

First Aid Kits: Located at reception  
Defibulator: Located in Managers Office  
Assembly Point: Main Carpark

### Leicester:

Meridian Leisure Park  
Lubbesthorpe Way  
LE19 1JZ  
Contact Number: 0116 289 4731

First Aid Kits: Located at reception and cafe  
Defibulator: Located in Managers Office  
Assembly Point: Outside Hollywood Bowl

### Basildon:

Fesitval Leisure Park  
Festival Way  
SS14 3WB  
Contact Number: 01268 533107

First Aid Kits: Located at reception  
Defibulator: Located in Managers Office  
Assembly Point: Main Carpark

# Pre-Arrival Information

## Emergency Information

### Redditch:

Eversham Walk  
Kingfisher Shopping Centre  
B97 4HJ  
Contact Number: 01527 65776

First Aid Kits: Located at reception  
Defibulator: Located in Managers Office  
Assembly Point:

### Farnborough:

The Meads Shopping Centre  
Farnborough  
GU14 7GL  
Contact Number: 01252 519738

First Aid Kits: Located at reception  
Defibulator: Located in Managers Office  
Assembly Point: Sainsburys Carpark

### Rushden Lakes:

Rushden Lakes Shopping Centre  
Rushden, Northamptonshire  
NN10 6FT  
Contact Number: 01933 522360

First Aid Kits: Located at reception and cafe  
Defibulator: Located in Managers Office  
Assembly Point: Board Walk (next to Wildwood)

We are here to make your Group Visit safe, exciting and memorable.

If you need to arrange a site visit or additional documentation,  
please contact the relevant centre.