

Fish Tank Craft and Counting Activity

The fish tank counting activity is a fun way for children to get hands on with numbers. As they make and decorate their fish tank, they are practising counting, recognising numbers, and matching them to amounts without even realising they are doing maths. It also helps build fine motor skills and gives them the chance to sort, order, and even start thinking about adding and taking away. Because it is creative and fun it helps children feel more confident with numbers and enjoy learning.

You will need:


Printable Fish Tank and Fish (in colour or black and white)
Coloured Pencils or Crayons (if using black and white version)
Scissors
PVA Glue
Cheerio Cereal




Instructions:

Step 1: Print out the fish and fish tank sheets. You can choose to print them in colour or in black and white. (see attachments). Use this time to talk with your child about keeping fish as pets and how we care for them.


Step 2: Once printed, carefully cut out the fish and tank. Depending on your child's age, they may enjoy helping with this step.



Step 3: If using the black and white version, have your child colour the fish and tank using coloured pencils or crayons. Encourage your child to use bright, sea like colours. Glue the fish into the tank. Each fish has a number on it. Use this as a fun opportunity to count together.



Step 4: Take your cheerios and glue them above each fish to represent bubbles. Match the number of cheerios to the number on each fish. Ask your child to count out loud as they glue the cereal pieces. This is great for number recognition and fine motor skills.



After the craft is complete, ask your child questions like:

“How many fish are in the tank?”

“Can you find the fish with the number 2?”

“Which fish has the most bubbles?”

This activity could be extended further by exploring counting, storytelling, sorting and sensory play to support your child’s learning through creativity and fun.